


# J Series

## Multi-Cartridge Jumbo Filter Housings



*Commercial / Industrial / Municipal  
Filtration Applications*

## Standard Features

- Heavy-duty 304 or 316L, LC or LEP stainless steel construction for maximum durability and corrosion resistance
- Swing bolt closures for quick and easy cartridge change-outs and secure sealing
- Available in four sizes, using 3, 4, 5 or 8 cartridges
- Extensive choice of cartridge micron ratings – 0.35, 1, 5, 10, 20, 50 and 100

## Specifications, Operating Parameters and Options

### Maximum Operating Pressure

150 psig (10.3 bar) @ 300°F (149°C)

### Connections

Inlet/Outlet: Standard – Flange

Optional: BSP fittings, FNPT, sanitary ferrules or grooved fittings

Drain Ports: 1/2" or 3/4" NPT

Vent Ports: 1/4" or 1/2" NPT

### Materials of Construction

Head/Shell/Connections: 304L or 316L stainless steel

Closure: Swing bolts – zinc plated steel

Vent and Drain Plugs: 304L or 316L stainless steel

### Gaskets

Standard: Buna N (FDA grade)

Optional: EPR, silicone, Teflon encapsulated silicone, Viton

### Finish

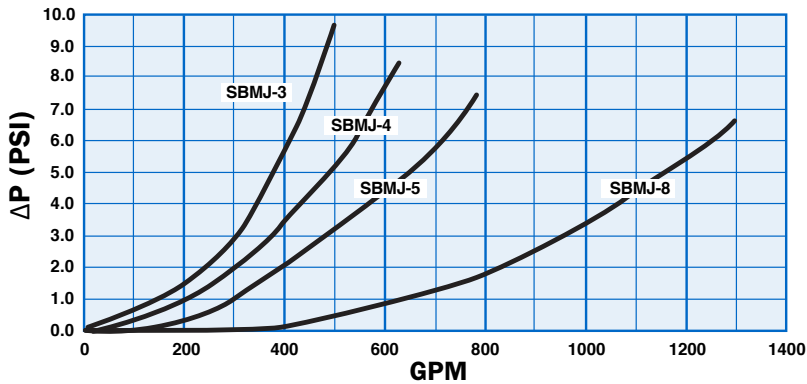
Glass bead on exterior, exterior surfaces

## Applications

- Ground Water Remediation
- Industrial Waste Water Treatment
- Municipal Drinking Water
- Reverse Osmosis Prefiltration
- Cooling Tower Filtration
- Desalination Prefiltration
- Ground Water Under Direct Influence
- Surface Water Treatment Rule

MODEL	MAXIMUM FLOW GPM (LPM)	MAXIMUM DIAMETER CARTRIDGE
SBMJ3	450 (1703)	7-3/4"
SBMJ4	600 (2271)	7-3/4"
SBMJ5	750 (2839)	7-3/4"
SBMJ8	1200 (4542)	7-3/4"

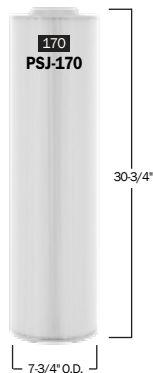
## Pressure Drop



## Ordering Guide (Example: SBMJ5-316L-6GF-HD-E)

MODEL	CARTRIDGE SERIES	MATERIAL	INLET/OUTLET SIZE	CONNECTION TYPE	OPTIONS	GASKET
SBMJ = Multi-Cartridge Swing Bolt	3 = 3 cartridges 4 = 4 cartridges 5 = 5 cartridges 8 = 8 cartridges	Blank = 304L (standard) 316L = 316L 304LC = 304L Coated 316LC = 316L Coated 304LEP = 304L Electropolished 316LEP = 316L Electropolished	4 = 4" 6 = 6" 8 = 8"	FT = Flange (standard) BP = BSP GF = Grooved TC = Ferrules FT = FNPT	Blank = Legs, Pressure Gauges, Gauge Ports (standard) P = Passivate	Blank = Buna N (standard) E = EPR S = Silicone V = Viton T = Teflon Encapsulated Silicone

## Cartridge Options



**Filter Cartridges Selection Guide**  
CLICK HERE

**Neologic**  
SOLUTIONS  
Filtration Division

9450 SW Gemini Dr, ECM #83358, Beaverton, OR 97008  
Tel 855-896-3525 | Fax 866-409-9622  
www.neologicsolutions.com  
email: info@neologicsolutions.com  
STUART, FL | BEAVERTON, OR | GREENVILLE, SC | SAN DIEGO, CA

Questions?

Ask one of our Service Representatives:

Mon-Fri 8a-8p, Sat 8:30a-4:30p EST

We ship 6 days a week!

