

J Series

Multi-Cartridge Jumbo Filter Housings



Applications

- Ground Water Remediation
- Industrial Waste Water Treatment
- Municipal Drinking Water
- Reverse Osmosis Prefiltration
- Cooling Tower Filtration
- Desalination Prefiltration
- Ground Water Under Direct Influence
- Surface Water Treatment Rule



USA MADE

*Commercial / Industrial / Municipal
Filtration Applications*

Standard Features

- Manufactured in USA
- Heavy-duty 304 or 316L, LC or LEP stainless steel construction for maximum durability and corrosion resistance
- Swing bolt closures for quick and easy cartridge change-outs and secure sealing
- Available in four sizes, using 3, 4, 5 or 8 cartridges
- Standard with pressure gauges, mounting legs, and flange connections
- Extensive choice of cartridge micron ratings – 0.35, 1, 5, 10, 20, 50 and 100

Specifications, Operating Parameters and Options

Maximum Operating Pressure

150 psig (10.3 bar) @ 300°F (149°C)

Connections

Inlet/Outlet: Standard – Flange

Optional: BSP fittings, FNPT, sanitary ferrules or grooved fittings

Drain Ports: 1/2" or 3/4" NPT

Vent Ports: 1/4" or 1/2" NPT

Materials of Construction

Head/Shell/Connections: 304L or 316L stainless steel

Closure: Swing bolts – zinc plated steel

Vent and Drain Plugs: 304L or 316L stainless steel

Gaskets

Standard: Buna N (FDA grade)

Optional: EPR, silicone, Teflon encapsulated silicone, Viton

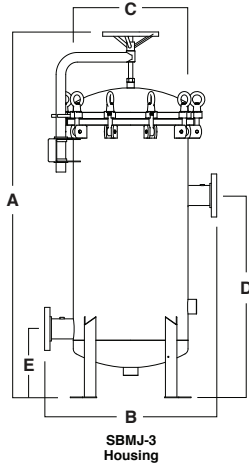
Finish

Poly-coat on exterior surfaces

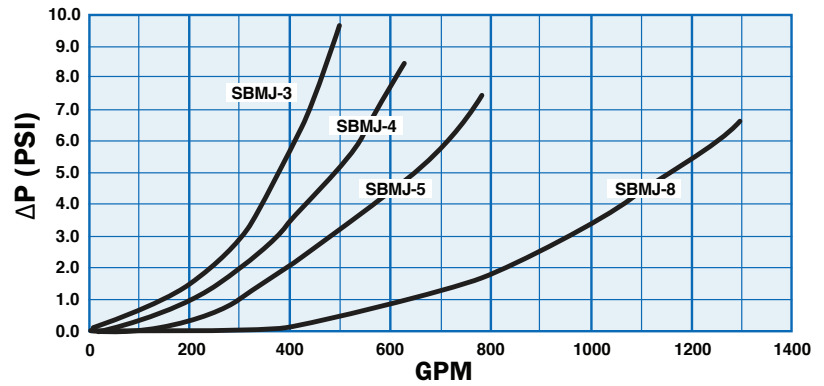
Optional: 3M™ epoxy coating, electropolish, glass bead or passivate

MODEL	MAXIMUM FLOW GPM (LPM)	MAXIMUM DIAMETER CARTRIDGE	SWING BOLT STYLE (SBMJ)				
			A	B	C	D	E
SBMJ3	450 (1703)	7-3/4"	68-7/8"	25-7/8"	20"	32-3/8"	14"
SBMJ4	600 (2271)	7-3/4"	68-7/8"	25-7/8"	20"	32-3/8"	14"
SBMJ5	750 (2839)	7-3/4"	70"	29-3/4"	24"	32-3/8"	14"
SBMJ8	1200 (4542)	7-3/4"	76"	36-5/16"	30"	35-13/16"	18-9/16"

Dimensions




Pressure Drop



Ordering Guide (Example: SBJMJ5-316L-6GF-HD-E)

SBMJ	5	-	316L	-	6	GF	-	HD	-	E
MODEL	CARTRIDGE SERIES		MATERIAL		INLET/OUTLET SIZE	CONNECTION TYPE		OPTIONS		GASKET
SBMJ = Multi-Cartridge Swing Bolt	3 = 3 cartridges 4 = 4 cartridges 5 = 5 cartridges 8 = 8 cartridges		Blank = 304L (standard) 316L = 316L 304LC = 304L Coated 316LC = 316L Coated 304LEP = 304L Electropolished 316LEP = 316L Electropolished		4 = 4" 6 = 6" 8 = 8"	FT = Flange (standard) BP = BSP GF = Grooved TC = Ferrules FT = FNPT		Blank = Legs, Pressure Gauges, Gauge Ports (standard) P = Passivate		Blank = Buna N (standard) E = EPR S = Silicone V = Viton T = Teflon Encapsulated Silicone

Cartridge Options



Filter Cartridges Selection Guide
CLICK HERE

DISTRIBUTED BY: